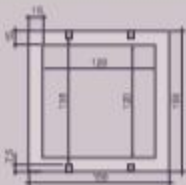



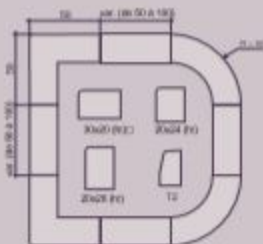
# Entourages d'arbres




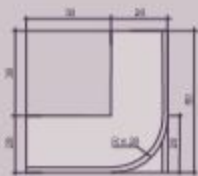
Existe en  
120 x 120  
sans encoche  
de fixation de  
grille



Entourage Monobloc 160 x 160



Entourage «modulable» : exemple de composition



Angle spécial  
20 x 30 droite

Angle spécial  
20 x 30 gauche